

equalizent



Innosign

DeafStudio 

TURKOOIS



103

MODULE 1

READY FOR THE FUN

Developed by:

TURKOOIS

Career Paths
Inclusive **2**



Co-funded by
the European Union

Contents

Curriculum	1
Module 1: Ready for the fun	1
Training	3
Module 1: Ready for the fun?.....	3
Topic 1: Introduction	3
Topic 2: Check Your Profile.....	7
Worksheets Module 1	10
Topic 1	10
Positive Adjectives.....	10
I Did Some Job Hunting	11
My Dream Job.....	12
Discussion – Check Your Profile.....	14



Curriculum

Module 1: Ready for the fun

Topic 1: Introduction

Duration: 90 minutes

Objective of the session: To create a welcoming environment, facilitate self-introduction, and discuss experiences related to job searching.

Learning Outcomes (EQF 2):

- ✓ **Knowledge:** Trainees/students have shared their working experiences and found out about the working experiences of others
- ✓ **Skills:** Trainees/students can share experience and knowledge.
- ✓ **Competence (responsibility and autonomy)** Trainees/students are able to reflect on past working experiences and share them.

Teaching Methods/Techniques:

- (1) Individual work,
- (3) Group work
- (4) Class
- (5) Practical exercise
- (6) Game



Topic 2: Check Your Profile

Duration: 90 minutes

Objective of the session: To explore participants' aspirations and utilize a job orientation test to guide them towards suitable career paths.

Learning Outcomes (EQF 2):

- ✓ **Knowledge:** Trainees/students know how to use job orientation tools
- ✓ **Skills:** Trainees/students can use job orientation tools to aid them with their job search.
- ✓ **Competence (responsibility and autonomy)** Trainees/students can use job orientation tools to reflect on themselves, their strengths and weaknesses, and apply them to their own experiences / job search.

Teaching Methods/Techniques:

- (1) Individual work,
- (3) Group work
- (4) Class
- (6) Game
- (7) Online








Training

Module 1: Ready for the fun?

Topic 1: Introduction

Objective of the session: To create a welcoming environment, facilitate self-introduction, and discuss experiences related to job searching.

<https://careerpathsinclusive.eu/>

 Time	 Activity	 Method	 Media and materials	 Comments
20 min	Welcome and ice-breaker Objective: To create a relaxed atmosphere and	Participants will engage in a simple sign language game where they sign their name and a positive adjective	Sheets with various positive adjectives	Encourage group interaction and brief

	encourage participants to get to know each other.	<p>that describes them (e.g., "Creative Carlos").</p> <p>Give everyone 5 minutes to come up with a positive adjective that matches the initial of their first name. For example Smart Shirley.</p> <p>The participants stand in a circle and they are giving their sign name and the adjective. The person after will repeat the name of what the previous person said and then say their own name.</p>		discussions after each introduction.
15 min	<p><u>Introducing CPI 2.0</u></p> <p>Objective: To provide an overview of the CPI 2.0 project and the course objectives.</p>	A short presentation using visual aids (slides, videos) explaining CPI 2.0, its goals, and how this course fits into the bigger picture.	Powerpoint <i>Introduction to CPI 2.0</i> (Included in the session powerpoint)	After the presentation: Q&A session, allowing participants to ask questions or express expectations.






30 min	<p><u>Sharing work-related experiences</u></p> <p>Objective: To share personal experiences related to job hunting.</p>	<p>Participants take turns sharing their experiences, challenges, and successes in seeking employment. One gets a say after the other to ensure everyone has a chance to share.</p>	Question sheet	Group discussion, with emphasis on active listening and supportive feedback.
15 min	<p><u>Aims and objectives of the course</u></p> <p>Objective: To align expectations and set clear aims for the course.</p>	<p>Interactive discussion about what participants hope to achieve by the end of the course. Use Miro to use digital post-its which you can save until the end of the course.</p>	Miro	Group brainstorming, creating a "goals board" where everyone can post their personal objectives and apprehensions.
10 min	<p><u>Wrap-up</u></p> <p>Objective: To summarise the session and prepare for the next meeting.</p>	<p>Quick round-up of the day's key takeaways and a brief outline of the next session. Ask the participants questions:</p> <ul style="list-style-type: none"> • What surprised you about today? • Do you feel ready for the next sessions of this course? 		Open floor for any final questions or comments.

		<ul style="list-style-type: none">• Are you confident about your participation?		
--	--	---	--	--

Topic 2: Check Your Profile

Objective of the session: To explore participants' aspirations and utilise a job orientation test to guide them towards suitable career paths.

<https://careerpathsinclusive.eu/toolkit/>

 Time	 Activity	 Method	 Media and materials	 Comments
20 min	<p><u>Dream job discussion</u></p> <p>Objective: To inspire and share aspirations regarding ideal jobs.</p>	Each participant describes their dream job and explains why it appeals to them.	Worksheet to describe the dream job.	Give the participants time to work out their dream job on the worksheet. Then do a group discussion.

30 min	<p><u>Check Your Profile test</u></p> <p>Objective: To help participants identify suitable job roles based on their skills and interests.</p>	<p>Participants complete the 'Check Your Profile' job orientation test. The test is in sign language and written language. The result of the test will be visible immediately after the test.</p> <p>Linked to the results, there are videos of job orientation at different workplaces. The participants use their remaining time of this phase to watch some videos.</p>	<p>Check Your Profile on www.careerpathsinclusive.eu</p>	<p>This is an individual activity, but you should support them when they do not understand the questions or need motivation.</p>
30 min	<p><u>Test result discussion</u></p> <p>Objective: To understand and discuss the outcomes of the job orientation test.</p>	<p>The participants will form groups of two. They will discuss their results with each other using the questions on the worksheet. Give each participant 8 minutes. After the 16 minutes, the trainer will form the class and give the last questions to discuss in the group:</p> <ul style="list-style-type: none"> • Did you expect those results? • How high is the chance you will be working in this career area? 	<p>Worksheet to facilitate the discussion.</p>	<p>Facilitated group discussion, focusing on understanding the implications of the test results.</p>

		<ul style="list-style-type: none"> • How did you like Check Your Profile in sign language? 		
10 min	<p><u>Closing and feedback</u></p> <p>Objective: To conclude the session and gather feedback for future improvement.</p>	<p>Quick round-up of the day's key takeaways and a brief outline of the next session. Ask the participants questions:</p> <ul style="list-style-type: none"> • What surprised you about today? • Do you feel ready for the next sessions of this course? • Would you like to use the test results to see if there are internships or apprenticeships open? Why yes or no? 		Open floor for any final questions or comments.

Worksheets Module 1

Topic 1

Positive Adjectives

Introduction

You are going to choose a positive adjective which describes you very well. See below for examples. Do you know any other adjectives which are not on the list? That is no problem!

Admirable	Dedicated	Heartwarming
Adorable	Delightful	Incredible
Amazing	Dependable	Insightful
Ambitious	Distinguished	Inspirational
Astounding	Eloquent	Joyful
Attentive	Enchanting	Kind-hearted
Awesome	Energetic	Loving
Brilliant	Engaging	Magnificent
Charismatic	Exemplary	Marvelous
Charming	Fabulous	Outstanding
Cheerful	Fantastic	Passionate
Clever	Fierce	Patient
Compassionate	Generous	Positive
Considerate	Genuine	Remarkable
Courageous	Gifted	Resilient
Creative	Graceful	Wonderful
Dazzling	Gracious	

I Did Some Job Hunting

Introduction

You are being asked to share some experiences about job hunting. Those questions can help you in sharing your experiences. You do not need to answer them all, choose the questions you think you can explain the best.

1. What motivated you to start your job search, and how did you approach it?
2. Can you describe a challenge you faced during your job search and how you overcame it?
3. What resources (websites, agencies, networks) did you find most helpful in your job search, and why?
4. Have you had an experience during an interview that was particularly memorable? What did it teach you?
5. How did you tailor your resume or cover letter for different job applications, and what feedback, if any, did you receive on them?
6. Can you share a success story from your job search process? What factors do you think contributed to this success?
7. Reflecting on your job search experience, what advice would you give to someone just starting their job hunt?

My Dream Job

Practice Sheet for the Learner

Duration: 15 minutes

Topic: Explain your dream job

Prior Knowledge: None

Introduction

You are asked to explain about your dream job. This sheet will help you think about what is necessary and what impact your dream job has.

Please take approximately 10 minutes for this task.

Exercise:

1. Draw or talk about the place where you want to work. What does it look like? Is it big or small? Who else works there? What kind of place is it?

2. In your perfect job, what tasks do you do? What is a fun day at work like for you? What jobs do you enjoy doing?



3. How does your job help people or make things better? What good things do you do in this job?

4. What do you need to be good at for your dream job? What can you do now, and what do you need to learn?

5. What could make it hard to get your dream job? How can you solve these problems?

Discussion – Check Your Profile

Practice Sheet for the Learner

Duration: 16 minutes

Topic: Discussion of the CHECK YOUR PROFILE

Prior Knowledge: You must have done the Check Your Profile tool

Introduction

You have worked on the 44 questions in the Check Your Profile tool. Now you are going to discuss the results of this tool with another participant in this group. Use the questions in this sheet to start a discussion.

8 minutes are for your results and another 8 minutes for your peer. The trainer will let you know when it is time.

Exercise:

1. What are the three jobs you got from the test, and how do you feel about them?
2. Which of these jobs were you already interested in, and were there any surprises?
3. For the job that interests you the most, what skills do you think are needed?
4. Are there any skills or experiences you already have that would help you in these jobs?
5. What steps could you take to learn more about or prepare for your favourite job from the list?

